

CITY OF BELMONT TREASURER'S REPORT January-13



Agency Receipts and Disbursements Summary

| | Beginning Balance January 1, 2013 | Receipts | Disbursements | Ending Balance January 31, 2013 |
|--|--------------------------------------|------------------------|--------------------------|------------------------------------|
| City of Belmont | \$ 17,965,747.48 | \$ 1,601,557.22 | \$ (2,225,708.19) | \$ 17,341,596.51 |
| Belmont Fire Protection District | 4,587,331.45 | 940,669.83 | (630,445.43) | 4,897,555.85 |
| Fire Net 6 Communications JPA | 387,840.09 | 46,694.25 | (9,718.44) | 424,815.90 |
| Successor Agency of the RDA ¹ | 3,498,613.09 | 697,816.18 | (516,711.81) | 3,679,717.46 |
| Total | \$ 26,439,532.11 | \$ 3,286,737.48 | \$ (3,382,583.87) | \$ 26,343,685.72 |

Balance Summary

| | Deposit | Investments | Pool Total |
|--|---------------|------------------|------------------|
| City of Belmont, Belmont Fire Protection District, Fire Net 6 & Successor Agency of RDA | \$ 385,952.27 | \$ 25,957,733.45 | \$ 26,343,685.72 |

¹ In accordance with ABX1 26, the Belmont Redevelopment Agency was dissolved January 31, 2012 and the Successor Agency to the former RDA was established on February 1, 2012.

I certify that this report accurately reflects all investments of City of Belmont, Belmont Fire Protection District, Net Six, and Successor Agency, and is in conformance with the adopted Investment Policy mandated by Government Code 53646. Furthermore, I certify to the best of my knowledge, sufficient investment liquidity and anticipated revenues are available to meet the Agency's budgeted expenditure requirement for the next six months.

Respectfully Submitted,

John Violet
City Treasurer

CITY OF BELMONT TREASURER'S REPORT January-13

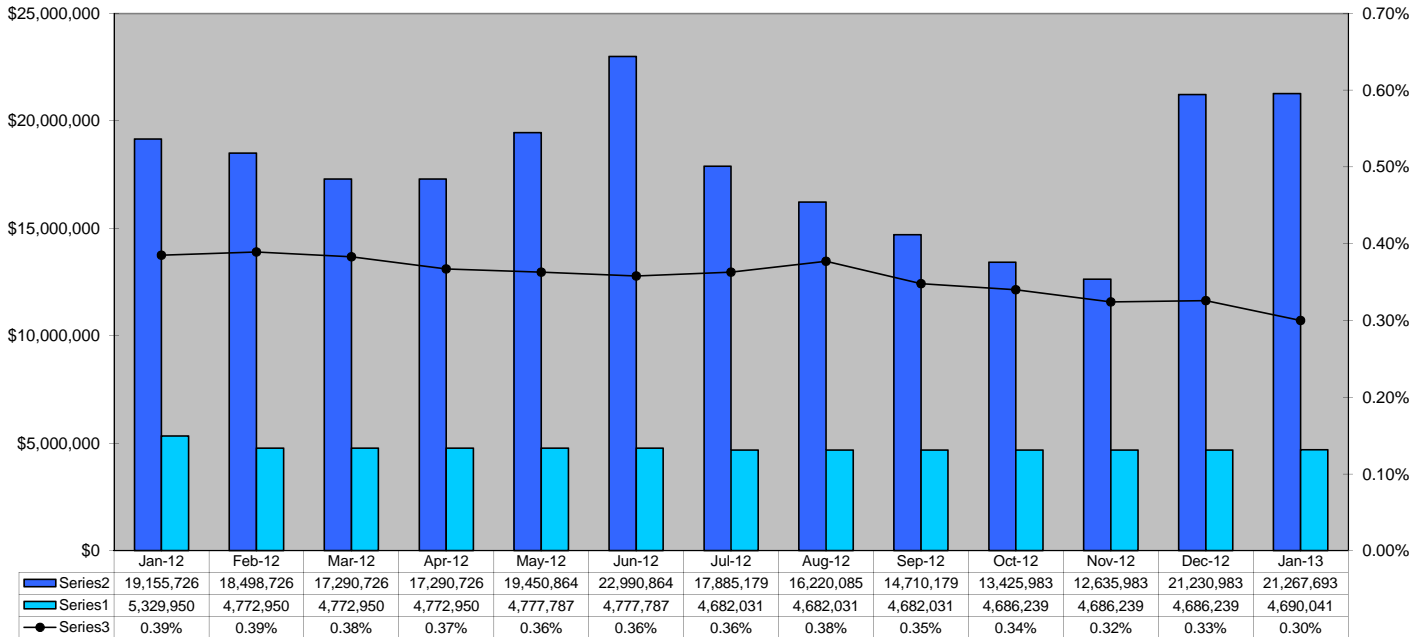


Investment Detail

| Investment Type | Issuer | Maturity Date | Par Amount | Current Market Value | Interest Total | Investment Period | Rate | Pricing Source | Manager |
|---------------------|---------------------|---------------|-------------------------|-------------------------|--------------------|-------------------|--------|----------------|---------|
| Deposit | | | | | | | | | |
| General Account | Bank of America | Daily | \$ 385,952.27 | \$ 385,952.27 | | | | Bank | Bank |
| Investments: | | | | | | | | | |
| L.A.I.F.-POOL | State of California | Daily | 21,267,692.64 | 21,291,666.24 | 5,316.92 | 90 days | 0.300% | LAIF | LAIF |
| L.A.I.F.-BONDS** | State of California | Daily | 4,690,040.81 | 4,695,327.57 | 1,172.51 | 90 days | 0.300% | LAIF | LAIF |
| Total | | | \$ 26,343,685.72 | \$ 26,372,946.08 | \$ 6,489.43 | | | | |

**L.A.I.F.-RDA Bond account was opened 12/99, Sewer Bond account was opened 12/01, Sewer Treatment Bond account was opened 3/10.

City of Belmont Investment Portfolio Trends



**CITY OF BELMONT
TREASURER'S REPORT
February-13**



Agency Receipts and Disbursements Summary

| | Beginning Balance February 1, 2013 | Receipts | Disbursements | Ending Balance February 28, 2013 |
|--|---|------------------------|--------------------------|---|
| City of Belmont | \$ 17,341,596.51 | \$ 2,580,723.51 | \$ (2,107,612.37) | \$ 17,814,707.65 |
| Belmont Fire Protection District | 4,897,555.85 | 386,030.21 | (581,970.85) | 4,701,615.21 |
| Fire Net 6 Communications JPA | 424,815.90 | - | (6,343.33) | 418,472.57 |
| Successor Agency of the RDA ¹ | 3,679,717.46 | 139.18 | (35,091.04) | 3,644,765.60 |
| Total | \$ 26,343,685.72 | \$ 2,966,892.90 | \$ (2,731,017.59) | \$ 26,579,561.03 |

Balance Summary

| | Deposit | Investments | Pool Total |
|--|----------------------|-------------------------|-------------------------|
| City of Belmont, Belmont Fire Protection District, Fire Net 6 & Successor Agency of RDA | \$ 386,827.58 | \$ 26,192,733.45 | \$ 26,579,561.03 |

¹ In accordance with ABX1 26, the Belmont Redevelopment Agency was dissolved January 31, 2012 and the Successor Agency to the former RDA was established on February 1, 2012.

I certify that this report accurately reflects all investments of City of Belmont, Belmont Fire Protection District, Net Six, and Successor Agency, and is in conformance with the adopted Investment Policy mandated by Government Code 53646. Furthermore, I certify to the best of my knowledge, sufficient investment liquidity and anticipated revenues are available to meet the Agency's budgeted expenditure requirement for the next six months.

Respectfully Submitted,

John Violet
City Treasurer

CITY OF BELMONT TREASURER'S REPORT February-13

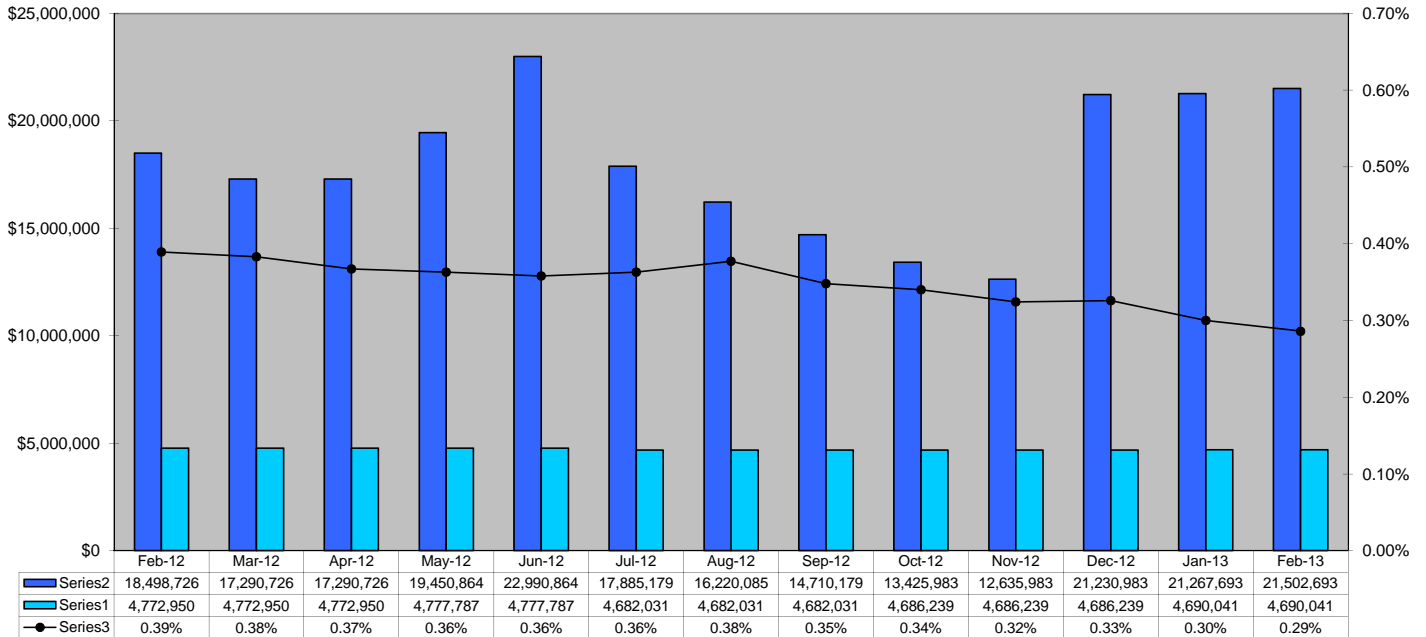


Investment Detail

| Investment Type | Issuer | Maturity Date | Par Amount | Current Market Value | Interest Total | Investment Period | Rate | Pricing Source | Manager |
|---------------------|---------------------|---------------|-------------------------|-------------------------|--------------------|-------------------|--------|----------------|---------|
| Deposit | | | | | | | | | |
| General Account | Bank of America | Daily | \$ 386,827.58 | \$ 386,827.58 | | | | Bank | Bank |
| Investments: | | | | | | | | | |
| L.A.I.F.-POOL | State of California | Daily | 21,502,692.64 | 21,526,931.14 | 5,124.81 | 90 days | 0.286% | LAIF | LAIF |
| L.A.I.F.-BONDS** | State of California | Daily | 4,690,040.81 | 4,695,327.57 | 1,117.79 | 90 days | 0.286% | LAIF | LAIF |
| Total | | | \$ 26,579,561.03 | \$ 26,609,086.29 | \$ 6,242.60 | | | | |

**L.A.I.F.-RDA Bond account was opened 12/99, Sewer Bond account was opened 12/01, Sewer Treatment Bond account was opened 3/10.

City of Belmont Investment Portfolio Trends



**CITY OF BELMONT
TREASURER'S REPORT
March-13**



Agency Receipts and Disbursements Summary

| | Beginning Balance March 1, 2013 | Receipts | Disbursements | Ending Balance March 31, 2013 |
|--|--|------------------------|--------------------------|--|
| City of Belmont | \$ 17,814,707.65 | \$ 1,969,272.23 | \$ (3,386,961.10) | \$ 16,397,018.78 |
| Belmont Fire Protection District | 4,701,615.21 | 415,058.73 | (1,302,847.70) | 3,813,826.24 |
| Fire Net 6 Communications JPA | 418,472.57 | - | (20,436.54) | 398,036.03 |
| Successor Agency of the RDA ¹ | 3,644,765.60 | 139.18 | (34,322.50) | 3,610,582.28 |
| Total | \$ 26,579,561.03 | \$ 2,384,470.14 | \$ (4,744,567.84) | \$ 24,219,463.33 |

Balance Summary

| | Deposit | Investments | Pool Total |
|--|-----------------|--------------------|-------------------|
| City of Belmont, Belmont Fire Protection District, Fire Net 6 & Successor Agency of RDA | \$ 1,536,729.88 | \$ 22,682,733.45 | \$ 24,219,463.33 |

¹ In accordance with ABX1 26, the Belmont Redevelopment Agency was dissolved January 31, 2012 and the Successor Agency to the former RDA was established on February 1, 2012.

I certify that this report accurately reflects all investments of City of Belmont, Belmont Fire Protection District, Net Six, and Successor Agency, and is in conformance with the adopted Investment Policy mandated by Government Code 53646. Furthermore, I certify to the best of my knowledge, sufficient investment liquidity and anticipated revenues are available to meet the Agency's budgeted expenditure requirement for the next six months.

Respectfully Submitted,

John Violet
City Treasurer

**CITY OF BELMONT
TREASURER'S REPORT
March-13**

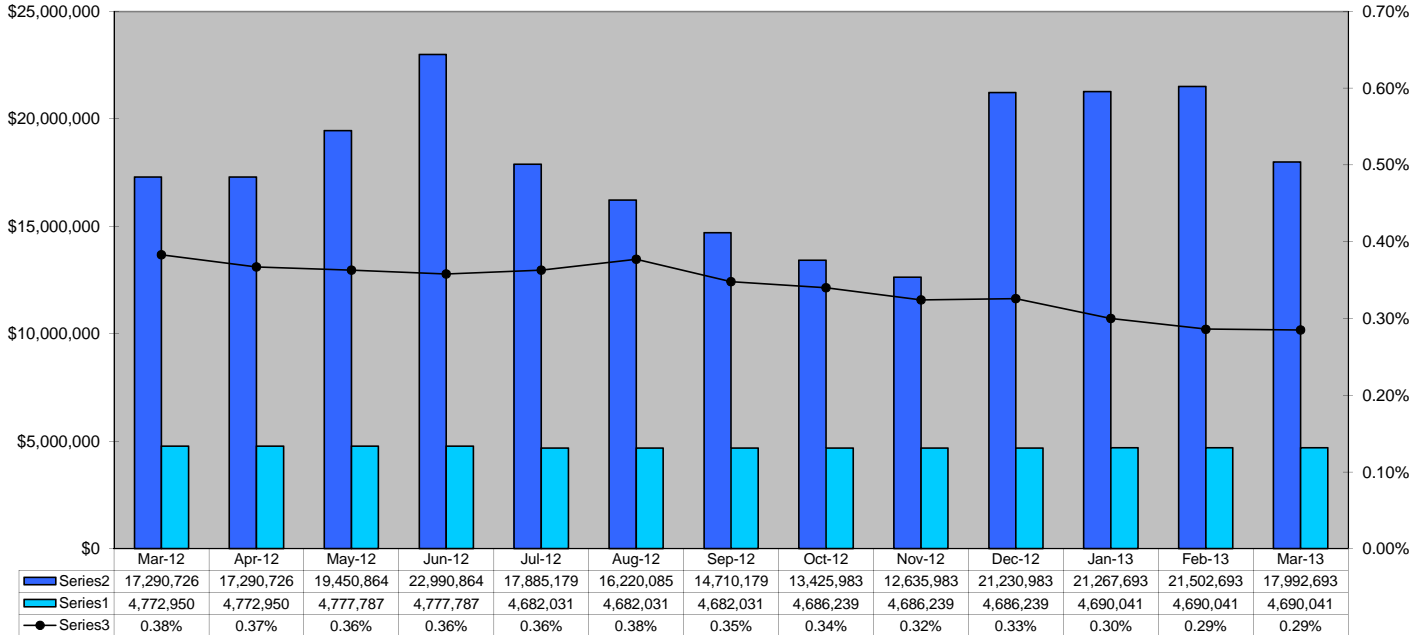


Investment Detail

| Investment Type | Issuer | Maturity Date | Par Amount | Current Market Value | Interest Total | Investment Period | Rate | Pricing Source | Manager |
|---------------------|---------------------|---------------|-------------------------|-------------------------|--------------------|-------------------|--------|----------------|---------|
| Deposit | | | | | | | | | |
| General Account | Bank of America | Daily | \$ 1,536,729.88 | \$ 1,536,729.88 | | | | Bank | Bank |
| Investments: | | | | | | | | | |
| L.A.I.F.-POOL | State of California | Daily | 17,992,692.64 | 18,011,020.00 | 4,273.26 | 90 days | 0.285% | LAIF | LAIF |
| L.A.I.F.-BONDS** | State of California | Daily | 4,690,040.81 | 4,694,818.09 | 1,113.88 | 90 days | 0.285% | LAIF | LAIF |
| Total | | | \$ 24,219,463.33 | \$ 24,242,567.96 | \$ 5,387.15 | | | | |

**L.A.I.F.-RDA Bond account was opened 12/99, Sewer Bond account was opened 12/01, Sewer Treatment Bond account was opened 3/10.

City of Belmont Investment Portfolio Trends



**CITY OF BELMONT
TREASURER'S REPORT
April-13**



Agency Receipts and Disbursements Summary

| | Beginning Balance April 1, 2013 | Receipts | Disbursements | Ending Balance April 30, 2013 |
|--|--|-------------------------|--------------------------|--|
| City of Belmont | \$ 16,397,018.78 | \$ 11,123,250.52 | \$ (6,001,228.24) | \$ 21,519,041.06 |
| Belmont Fire Protection District | 3,813,826.24 | 1,945,446.80 | (631,847.15) | 5,127,425.89 |
| Fire Net 6 Communications JPA | 398,036.03 | 30,098.25 | (12,130.27) | 416,004.01 |
| Successor Agency of the RDA ¹ | 3,610,582.28 | 2,412.18 | (35,505.99) | 3,577,488.47 |
| Total | \$ 24,219,463.33 | \$ 13,101,207.75 | \$ (6,680,711.65) | \$ 30,639,959.43 |

Balance Summary

| | Deposit | Investments | Pool Total |
|--|----------------|--------------------|-------------------|
| City of Belmont, Belmont Fire Protection District, Fire Net 6 & Successor Agency of RDA | \$ 429,107.80 | \$ 30,210,851.63 | \$ 30,639,959.43 |

¹ In accordance with ABX1 26, the Belmont Redevelopment Agency was dissolved January 31, 2012 and the Successor Agency to the former RDA was established on February 1, 2012.

I certify that this report accurately reflects all investments of City of Belmont, Belmont Fire Protection District, Net Six, and Successor Agency, and is in conformance with the adopted Investment Policy mandated by Government Code 53646. Furthermore, I certify to the best of my knowledge, sufficient investment liquidity and anticipated revenues are available to meet the Agency's budgeted expenditure requirement for the next six months.

Respectfully Submitted,

John Violet
City Treasurer

**CITY OF BELMONT
TREASURER'S REPORT
April-13**

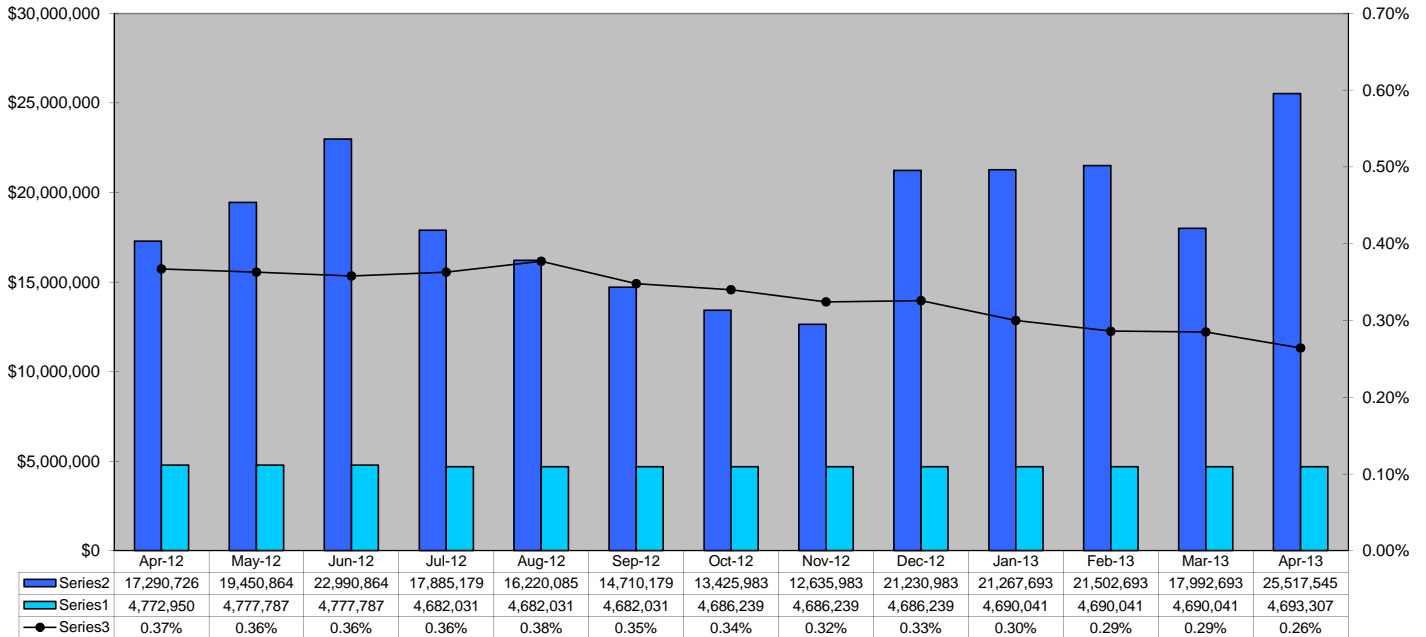


Investment Detail

| Investment Type | Issuer | Maturity Date | Par Amount | Current Market Value | Interest Total | Investment Period | Rate | Pricing Source | Manager |
|---------------------|---------------------|---------------|-------------------------|-------------------------|--------------------|-------------------|--------|----------------|---------|
| Deposit | | | | | | | | | |
| General Account | Bank of America | Daily | \$ 429,107.80 | \$ 429,107.80 | | | | Bank | Bank |
| Investments: | | | | | | | | | |
| L.A.I.F.-POOL | State of California | Daily | 25,517,544.86 | 25,543,537.03 | 5,613.86 | 90 days | 0.264% | LAIF | LAIF |
| L.A.I.F.-BONDS** | State of California | Daily | 4,693,306.77 | 4,698,087.37 | 1,032.53 | 90 days | 0.264% | LAIF | LAIF |
| Total | | | \$ 30,639,959.43 | \$ 30,670,732.20 | \$ 6,646.39 | | | | |

**L.A.I.F.-RDA Bond account was opened 12/99, Sewer Bond account was opened 12/01, Sewer Treatment Bond account was opened 3/10.

City of Belmont Investment Portfolio Trends



CITY OF BELMONT TREASURER'S REPORT May-13



Agency Receipts and Disbursements Summary

| | Beginning Balance May 1, 2013 | Receipts | Disbursements | Ending Balance May 31, 2013 |
|--|----------------------------------|------------------------|--------------------------|--------------------------------|
| City of Belmont | \$ 21,519,041.06 | \$ 2,587,562.53 | \$ (2,249,332.52) | \$ 21,857,271.07 |
| Belmont Fire Protection District | 5,127,425.89 | 536,080.89 | (622,926.77) | 5,040,580.01 |
| Fire Net 6 Communications JPA | 416,004.01 | - | (10,714.01) | 405,290.00 |
| Successor Agency of the RDA ¹ | 3,577,488.47 | 139.18 | (45,392.55) | 3,532,235.10 |
| Total | \$ 30,639,959.43 | \$ 3,123,782.60 | \$ (2,928,365.85) | \$ 30,835,376.18 |

Balance Summary

| | Deposit | Investments | Pool Total |
|--|-----------------|------------------|------------------|
| City of Belmont, Belmont Fire Protection District, Fire Net 6 & Successor Agency of RDA | \$ 2,089,524.55 | \$ 28,745,851.63 | \$ 30,835,376.18 |

¹ In accordance with ABX1 26, the Belmont Redevelopment Agency was dissolved January 31, 2012 and the Successor Agency to the former RDA was established on February 1, 2012.

I certify that this report accurately reflects all investments of City of Belmont, Belmont Fire Protection District, Net Six, and Successor Agency, and is in conformance with the adopted Investment Policy mandated by Government Code 53646. Furthermore, I certify to the best of my knowledge, sufficient investment liquidity and anticipated revenues are available to meet the Agency's budgeted expenditure requirement for the next six months.

Respectfully Submitted,

John Violet
City Treasurer

CITY OF BELMONT TREASURER'S REPORT May-13

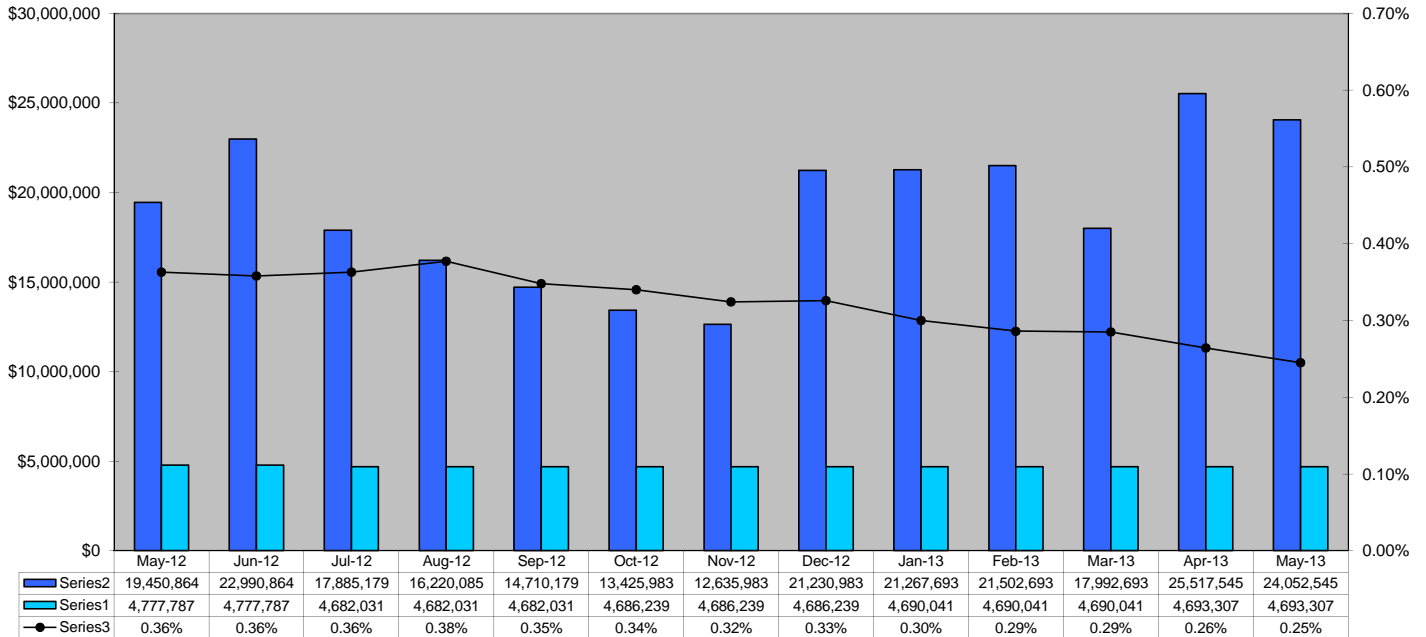


Investment Detail

| Investment Type | Issuer | Maturity Date | Par Amount | Current Market Value | Interest Total | Investment Period | Rate | Pricing Source | Manager |
|---------------------|---------------------|---------------|-------------------------|-------------------------|--------------------|-------------------|--------|----------------|---------|
| Deposit | | | | | | | | | |
| General Account | Bank of America | Daily | \$ 2,089,524.55 | \$ 2,089,524.55 | | | | Bank | Bank |
| Investments: | | | | | | | | | |
| L.A.I.F.-POOL | State of California | Daily | 24,052,544.86 | 24,077,044.78 | 4,910.73 | 90 days | 0.245% | LAIF | LAIF |
| L.A.I.F.-BONDS** | State of California | Daily | 4,693,306.77 | 4,698,087.37 | 958.22 | 90 days | 0.245% | LAIF | LAIF |
| Total | | | \$ 30,835,376.18 | \$ 30,864,656.70 | \$ 5,868.94 | | | | |

**L.A.I.F.-RDA Bond account was opened 12/99, Sewer Bond account was opened 12/01, Sewer Treatment Bond account was opened 3/10.

City of Belmont Investment Portfolio Trends



**CITY OF BELMONT
TREASURER'S REPORT
June-13**



Agency Receipts and Disbursements Summary

| | Beginning Balance June 1, 2013 | Receipts | Disbursements | Ending Balance June 30, 2013 |
|--|---|------------------------|--------------------------|---|
| City of Belmont | \$ 21,857,271.07 | \$ 625,185.77 | \$ (1,126,561.39) | \$ 21,355,895.45 |
| Belmont Fire Protection District | 5,040,580.01 | 456,334.98 | (842,524.61) | 4,654,390.38 |
| Fire Net 6 Communications JPA | 405,290.00 | 19,496.25 | (26,037.25) | 398,749.00 |
| Successor Agency of the RDA ¹ | 3,532,235.10 | 3,235,270.81 | (1,530,479.59) | 5,237,026.32 |
| Total | \$ 30,835,376.18 | \$ 4,336,287.81 | \$ (3,525,602.84) | \$ 31,646,061.15 |

Balance Summary

| | Deposit | Investments | Pool Total |
|--|----------------|--------------------|-------------------|
| City of Belmont, Belmont Fire Protection District, Fire Net 6 & Successor Agency of RDA | \$ 575,209.52 | \$ 31,070,851.63 | \$ 31,646,061.15 |

¹ In accordance with ABX1 26, the Belmont Redevelopment Agency was dissolved January 31, 2012 and the Successor Agency to the former RDA was established on February 1, 2012.

I certify that this report accurately reflects all investments of City of Belmont, Belmont Fire Protection District, Net Six, and Successor Agency, and is in conformance with the adopted Investment Policy mandated by Government Code 53646. Furthermore, I certify to the best of my knowledge, sufficient investment liquidity and anticipated revenues are available to meet the Agency's budgeted expenditure requirement for the next six months.

Respectfully Submitted,

John Violet
City Treasurer

**CITY OF BELMONT
TREASURER'S REPORT
June-13**

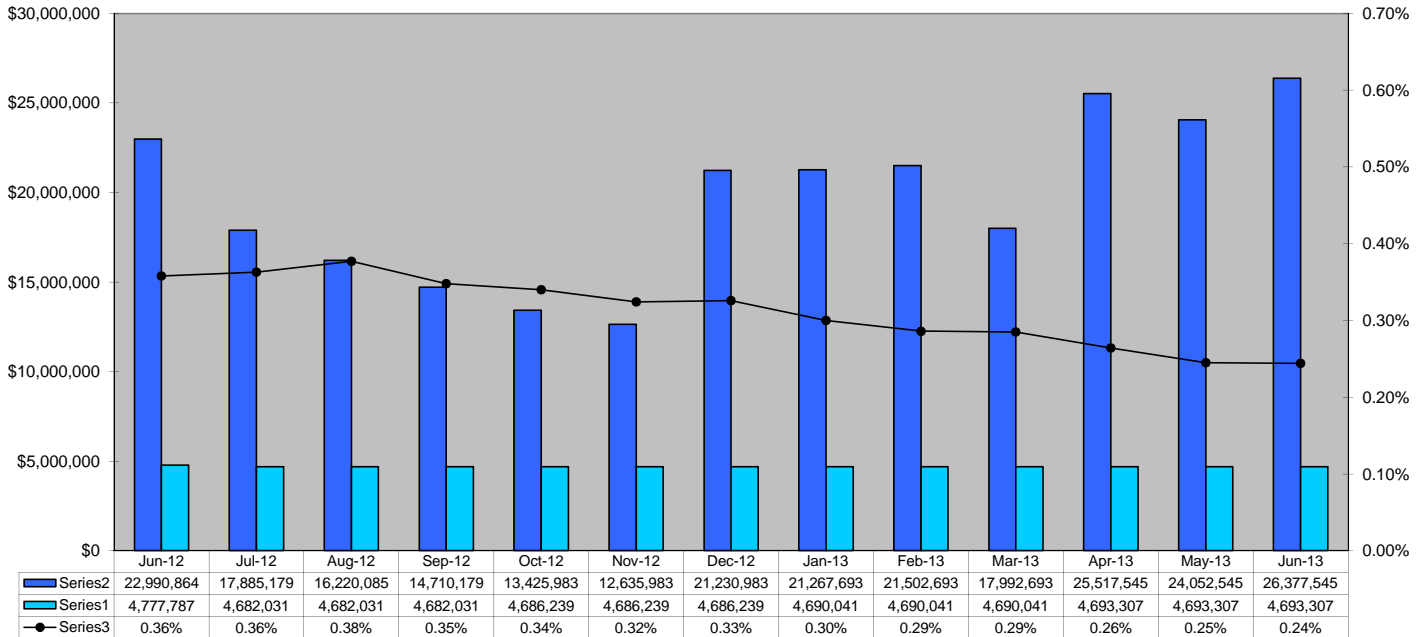


Investment Detail

| Investment Type | Issuer | Maturity Date | Par Amount | Current Market Value | Interest Total | Investment Period | Rate | Pricing Source | Manager |
|---------------------|---------------------|---------------|-------------------------|-------------------------|--------------------|-------------------|--------|----------------|---------|
| Deposit | | | | | | | | | |
| General Account | Bank of America | Daily | \$ 575,209.52 | \$ 575,209.52 | | | | Bank | Bank |
| Investments: | | | | | | | | | |
| L.A.I.F.-POOL | State of California | Daily | 26,377,544.86 | 26,384,751.39 | 5,363.43 | 90 days | 0.244% | LAIF | LAIF |
| L.A.I.F.-BONDS** | State of California | Daily | 4,693,306.77 | 4,694,589.01 | 954.31 | 90 days | 0.244% | LAIF | LAIF |
| Total | | | \$ 31,646,061.15 | \$ 31,654,549.92 | \$ 6,317.74 | | | | |

**L.A.I.F.-RDA Bond account was opened 12/99, Sewer Bond account was opened 12/01, Sewer Treatment Bond account was opened 3/10.

City of Belmont Investment Portfolio Trends



CITY OF BELMONT TREASURER'S REPORT July-13



Agency Receipts and Disbursements Summary

| | Beginning Balance July 1, 2013 | Receipts | Disbursements | Ending Balance July 31, 2013 |
|--|-----------------------------------|------------------------|--------------------------|---------------------------------|
| City of Belmont | \$ 21,355,895.45 | \$ 1,312,596.72 | \$ (4,561,062.57) | \$ 18,107,429.60 |
| Belmont Fire Protection District | 4,654,390.38 | 175,176.07 | (737,414.77) | 4,092,151.68 |
| Fire Net 6 Communications JPA | 398,749.00 | 56,497.50 | (30,752.20) | 424,494.30 |
| Successor Agency of the RDA ¹ | 5,237,026.32 | - | (1,707,828.16) | 3,529,198.16 |
| Total | \$ 31,646,061.15 | \$ 1,544,270.29 | \$ (7,037,057.70) | \$ 26,153,273.74 |

Balance Summary

| | Deposit | Investments | Pool Total |
|--|---------------|------------------|------------------|
| City of Belmont, Belmont Fire Protection District, Fire Net 6 & Successor Agency of RDA | \$ 374,648.62 | \$ 25,778,625.12 | \$ 26,153,273.74 |

¹ In accordance with ABX1 26, the Belmont Redevelopment Agency was dissolved January 31, 2012 and the Successor Agency to the former RDA was established on February 1, 2012.

I certify that this report accurately reflects all investments of City of Belmont, Belmont Fire Protection District, Net Six, and Successor Agency, and is in conformance with the adopted Investment Policy mandated by Government Code 53646. Furthermore, I certify to the best of my knowledge, sufficient investment liquidity and anticipated revenues are available to meet the Agency's budgeted expenditure requirement for the next six months.

Respectfully Submitted,

John Violet
City Treasurer

CITY OF BELMONT TREASURER'S REPORT July-13

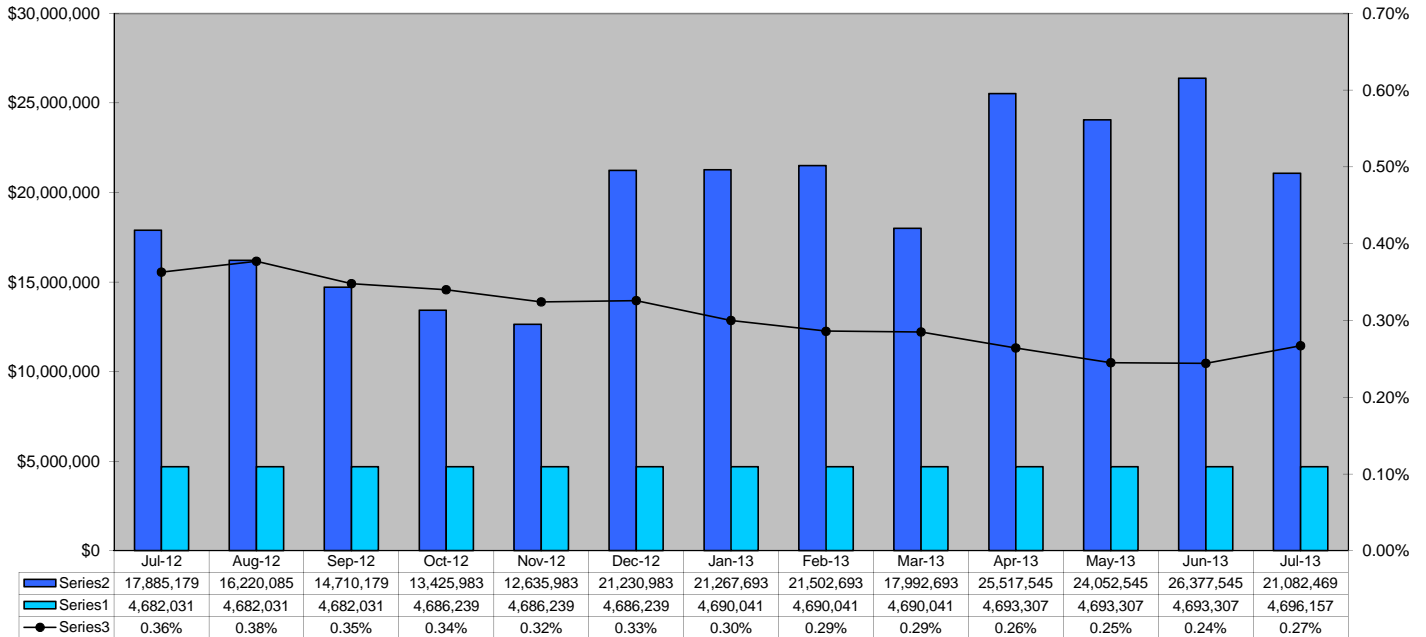


Investment Detail

| Investment Type | Issuer | Maturity Date | Par Amount | Current Market Value | Interest Total | Investment Period | Rate | Pricing Source | Manager |
|---------------------|---------------------|---------------|-------------------------|-------------------------|--------------------|-------------------|--------|----------------|---------|
| Deposit | | | | | | | | | |
| General Account | Bank of America | Daily | \$ 374,648.62 | \$ 374,648.62 | | | | Bank | Bank |
| Investments: | | | | | | | | | |
| L.A.I.F.-POOL | State of California | Daily | 21,082,468.58 | 21,088,228.46 | 4,690.85 | 90 days | 0.267% | LAIF | LAIF |
| L.A.I.F.-BONDS** | State of California | Daily | 4,696,156.54 | 4,697,439.56 | 1,044.89 | 90 days | 0.267% | LAIF | LAIF |
| Total | | | \$ 26,153,273.74 | \$ 26,160,316.64 | \$ 5,735.74 | | | | |

**L.A.I.F.-RDA Bond account was opened 12/99, Sewer Bond account was opened 12/01, Sewer Treatment Bond account was opened 3/10.

City of Belmont Investment Portfolio Trends



**CITY OF BELMONT
TREASURER'S REPORT
August-13**



Agency Receipts and Disbursements Summary

| | Beginning Balance August 1, 2013 | Receipts | Disbursements | Ending Balance August 31, 2013 |
|--|---|------------------------|--------------------------|---|
| City of Belmont | \$ 18,107,429.60 | \$ 1,759,041.23 | \$ (3,004,102.79) | \$ 16,862,368.04 |
| Belmont Fire Protection District | 4,092,151.68 | 146,259.31 | (641,915.36) | 3,596,495.63 |
| Fire Net 6 Communications JPA | 424,494.30 | - | (10,509.98) | 413,984.32 |
| Successor Agency of the RDA ¹ | 3,529,198.16 | - | (34,329.13) | 3,494,869.03 |
| Total | \$ 26,153,273.74 | \$ 1,905,300.54 | \$ (3,690,857.26) | \$ 24,367,717.02 |

Balance Summary

| | Deposit | Investments | Pool Total |
|--|----------------|--------------------|-------------------|
| City of Belmont, Belmont Fire Protection District, Fire Net 6 & Successor Agency of RDA | \$ 599,091.90 | \$ 23,768,625.12 | \$ 24,367,717.02 |

¹ In accordance with ABX1 26, the Belmont Redevelopment Agency was dissolved January 31, 2012 and the Successor Agency to the former RDA was established on February 1, 2012.

I certify that this report accurately reflects all investments of City of Belmont, Belmont Fire Protection District, Net Six, and Successor Agency, and is in conformance with the adopted Investment Policy mandated by Government Code 53646. Furthermore, I certify to the best of my knowledge, sufficient investment liquidity and anticipated revenues are available to meet the Agency's budgeted expenditure requirement for the next six months.

Respectfully Submitted,

John Violet
City Treasurer

CITY OF BELMONT TREASURER'S REPORT August-13

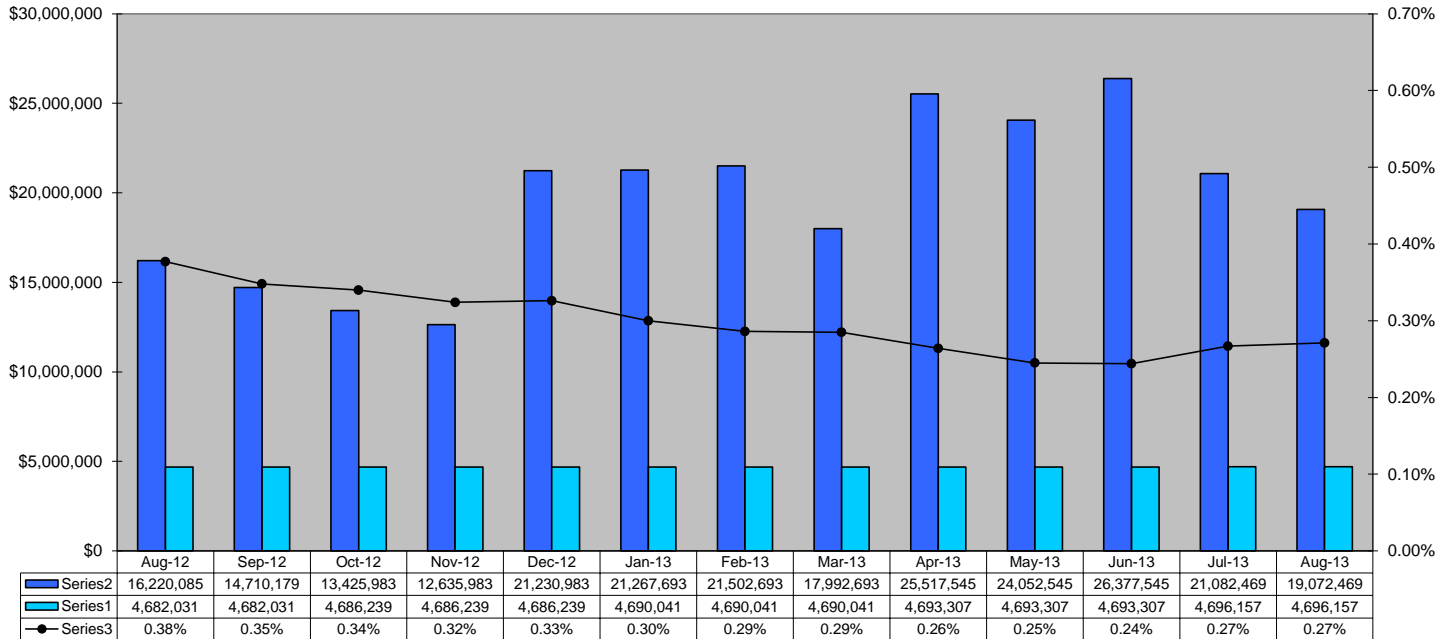


Investment Detail

| Investment Type | Issuer | Maturity Date | Par Amount | Current Market Value | Interest Total | Investment Period | Rate | Pricing Source | Manager |
|---------------------|---------------------|---------------|-------------------------|-------------------------|--------------------|-------------------|--------|----------------|---------|
| Deposit | | | | | | | | | |
| General Account | Bank of America | Daily | \$ 599,091.90 | \$ 599,091.90 | | | | Bank | Bank |
| Investments: | | | | | | | | | |
| L.A.I.F.-POOL | State of California | Daily | 19,072,468.58 | 19,077,679.31 | 4,307.20 | 90 days | 0.271% | LAIF | LAIF |
| L.A.I.F.-BONDS** | State of California | Daily | 4,696,156.54 | 4,697,439.56 | 1,060.55 | 90 days | 0.271% | LAIF | LAIF |
| Total | | | \$ 24,367,717.02 | \$ 24,374,210.77 | \$ 5,367.75 | | | | |

**L.A.I.F.-RDA Bond account was opened 12/99, Sewer Bond account was opened 12/01, Sewer Treatment Bond account was opened 3/10.

City of Belmont Investment Portfolio Trends



**CITY OF BELMONT
TREASURER'S REPORT
September-13**



Agency Receipts and Disbursements Summary

| | Beginning Balance September 1, 2013 | Receipts | Disbursements | Ending Balance September 30, 2013 |
|--|--|------------------------|--------------------------|--|
| City of Belmont | \$ 16,862,368.04 | \$ 5,687,317.92 | \$ (6,392,440.28) | \$ 16,157,245.68 |
| Belmont Fire Protection District | 3,596,495.63 | 22,029.22 | (631,837.86) | 2,986,686.99 |
| Fire Net 6 Communications JPA | 413,984.32 | - | (16,671.23) | 397,313.09 |
| Successor Agency of the RDA ¹ | 3,494,869.03 | - | (27,022.63) | 3,467,846.40 |
| Total | \$ 24,367,717.02 | \$ 5,709,347.14 | \$ (7,067,972.00) | \$ 23,009,092.16 |

Balance Summary

| | Deposit | Investments | Pool Total |
|--|----------------------|-------------------------|-------------------------|
| City of Belmont, Belmont Fire Protection District, Fire Net 6 & Successor Agency of RDA | \$ 415,467.04 | \$ 22,593,625.12 | \$ 23,009,092.16 |

¹ In accordance with ABX1 26, the Belmont Redevelopment Agency was dissolved January 31, 2012 and the Successor Agency to the former RDA was established on February 1, 2012.

I certify that this report accurately reflects all investments of City of Belmont, Belmont Fire Protection District, Net Six, and Successor Agency, and is in conformance with the adopted Investment Policy mandated by Government Code 53646. Furthermore, I certify to the best of my knowledge, sufficient investment liquidity and anticipated revenues are available to meet the Agency's budgeted expenditure requirement for the next six months.

Respectfully Submitted,

John Violet
City Treasurer

CITY OF BELMONT TREASURER'S REPORT September-13

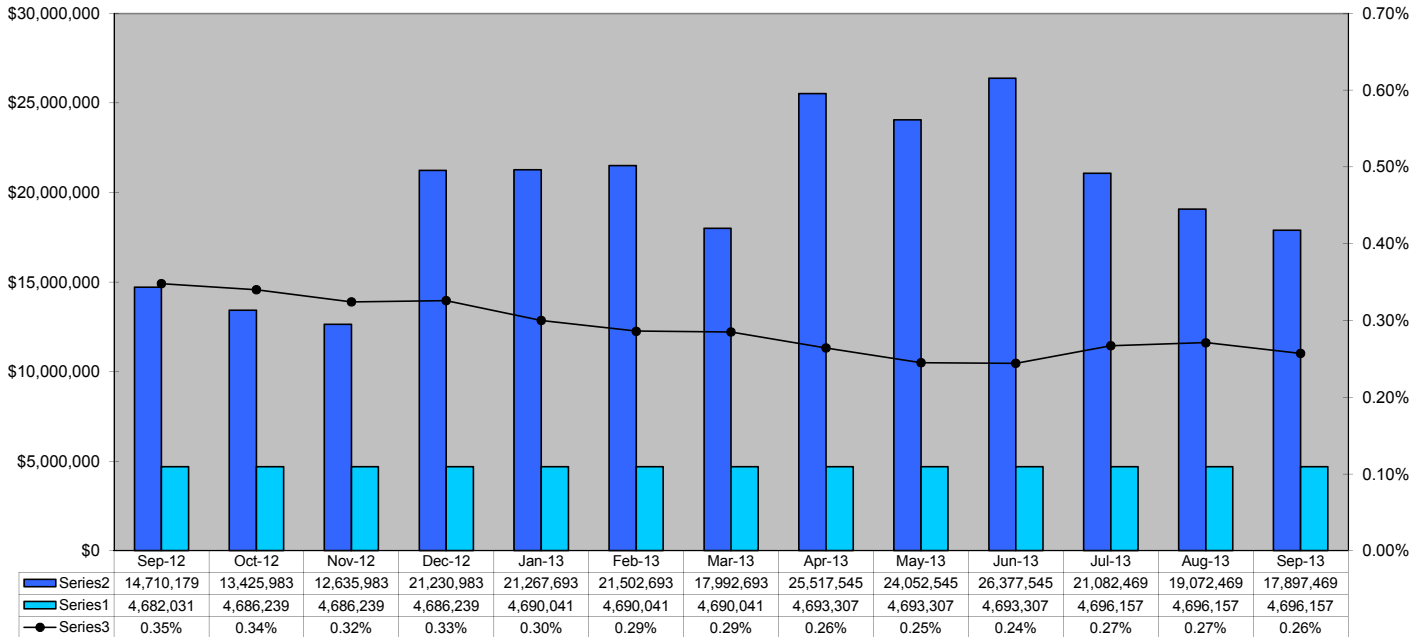


Investment Detail

| Investment Type | Issuer | Maturity Date | Par Amount | Current Market Value | Interest Total | Investment Period | Rate | Pricing Source | Manager |
|---------------------|---------------------|---------------|-------------------------|-------------------------|--------------------|-------------------|--------|----------------|---------|
| Deposit | | | | | | | | | |
| General Account | Bank of America | Daily | \$ 415,467.04 | \$ 415,467.04 | | | | Bank | Bank |
| Investments: | | | | | | | | | |
| L.A.I.F.-POOL | State of California | Daily | 17,897,468.58 | 17,907,622.17 | 3,833.04 | 90 days | 0.257% | LAIF | LAIF |
| L.A.I.F.-BONDS** | State of California | Daily | 4,696,156.54 | 4,698,820.76 | 1,005.76 | 90 days | 0.257% | LAIF | LAIF |
| Total | | | \$ 23,009,092.16 | \$ 23,021,909.98 | \$ 4,838.80 | | | | |

**L.A.I.F.-RDA Bond account was opened 12/99, Sewer Bond account was opened 12/01, Sewer Treatment Bond account was opened 3/10.

City of Belmont Investment Portfolio Trends



**CITY OF BELMONT
TREASURER'S REPORT
October-13**



Agency Receipts and Disbursements Summary

| | Beginning Balance October 1, 2013 | Receipts | Disbursements | Ending Balance October 31, 2013 |
|--|--|------------------------|--------------------------|--|
| City of Belmont | \$ 16,157,245.68 | \$ 3,573,277.14 | \$ (2,597,091.01) | \$ 17,133,431.81 |
| Belmont Fire Protection District | 2,986,686.99 | 28,517.03 | (678,529.81) | 2,336,674.21 |
| Fire Net 6 Communications JPA | 397,313.09 | 39,959.50 | (12,111.72) | 425,160.87 |
| Successor Agency of the RDA ¹ | 3,467,846.40 | 2,114.00 | (47,033.62) | 3,422,926.78 |
| Total | \$ 23,009,092.16 | \$ 3,643,867.67 | \$ (3,334,766.16) | \$ 23,318,193.67 |

Balance Summary

| | Deposit | Investments | Pool Total |
|--|----------------|--------------------|-------------------|
| City of Belmont, Belmont Fire Protection District, Fire Net 6 & Successor Agency of RDA | \$ 492,731.42 | \$ 22,825,462.25 | \$ 23,318,193.67 |

¹ In accordance with ABX1 26, the Belmont Redevelopment Agency was dissolved January 31, 2012 and the Successor Agency to the former RDA was established on February 1, 2012.

I certify that this report accurately reflects all investments of City of Belmont, Belmont Fire Protection District, Net Six, and Successor Agency, and is in conformance with the adopted Investment Policy mandated by Government Code 53646. Furthermore, I certify to the best of my knowledge, sufficient investment liquidity and anticipated revenues are available to meet the Agency's budgeted expenditure requirement for the next six months.

Respectfully Submitted,

John Violet
City Treasurer

**CITY OF BELMONT
TREASURER'S REPORT
October-13**

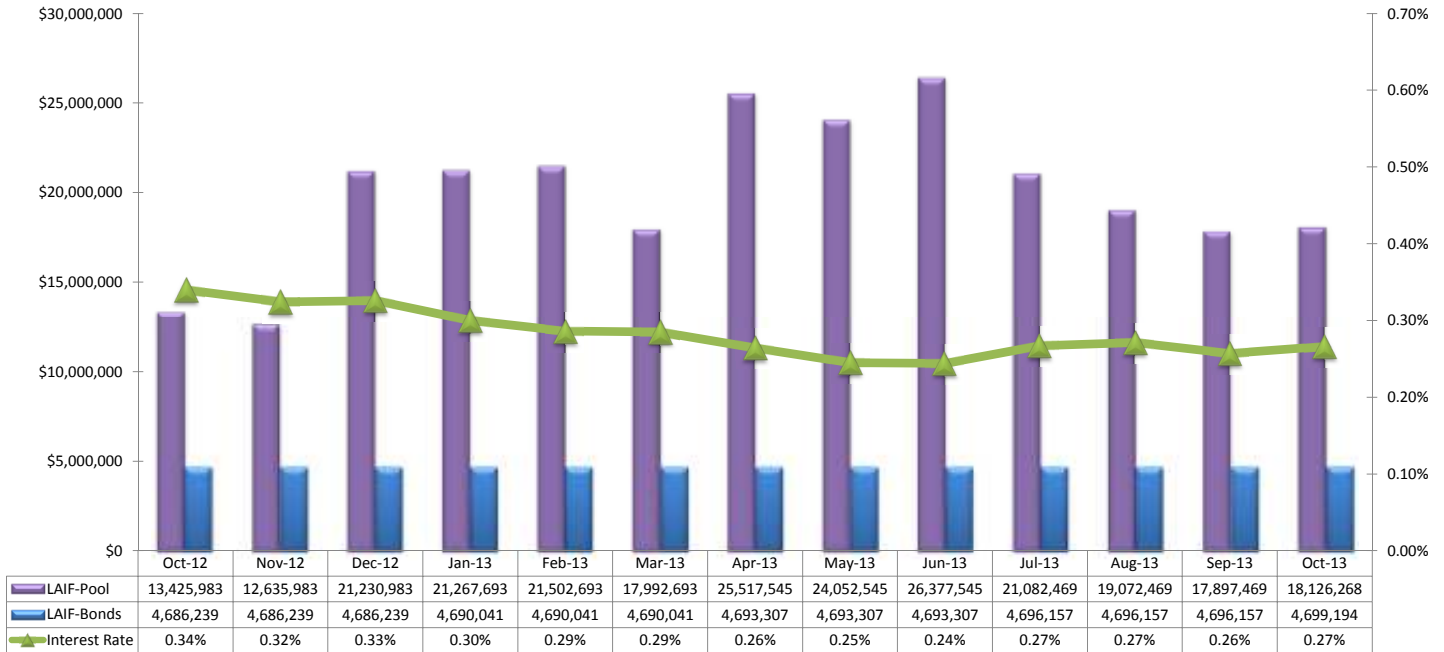


Investment Detail

| Investment Type | Issuer | Maturity Date | Par Amount | Current Market Value | Interest Total | Investment Period | Rate | Pricing Source | Manager |
|---------------------|---------------------|---------------|-------------------------|-------------------------|--------------------|-------------------|--------|----------------|---------|
| Deposit | | | | | | | | | |
| General Account | Bank of America | Daily | \$ 492,731.42 | \$ 492,731.42 | | | | Bank | Bank |
| Investments: | | | | | | | | | |
| L.A.I.F.-POOL | State of California | Daily | 18,126,268.05 | 18,136,551.44 | 4,017.99 | 90 days | 0.266% | LAIF | LAIF |
| L.A.I.F.-BONDS** | State of California | Daily | 4,699,194.20 | 4,701,860.15 | 1,041.65 | 90 days | 0.266% | LAIF | LAIF |
| Total | | | \$ 23,318,193.67 | \$ 23,331,143.01 | \$ 5,059.64 | | | | |

**L.A.I.F.-RDA Bond account was opened 12/99, Sewer Bond account was opened 12/01, Sewer Treatment Bond account was opened 3/10.

City of Belmont Investment Portfolio Trends



**CITY OF BELMONT
TREASURER'S REPORT
November-13**



Agency Receipts and Disbursements Summary

| | Beginning Balance November 1, 2013 | Receipts | Disbursements | Ending Balance November 30, 2013 |
|--|---|------------------------|--------------------------|---|
| City of Belmont | \$ 17,133,431.81 | \$ 1,700,239.13 | \$ (1,932,449.42) | \$ 16,901,221.52 |
| Belmont Fire Protection District | 2,336,674.21 | 789,295.21 | (697,892.71) | 2,428,076.71 |
| Fire Net 6 Communications JPA | 425,160.87 | 6,233.94 | (10,792.08) | 420,602.73 |
| Successor Agency of the RDA ¹ | 3,422,926.78 | - | (20,900.29) | 3,402,026.49 |
| Total | \$ 23,318,193.67 | \$ 2,495,768.28 | \$ (2,662,034.50) | \$ 23,151,927.45 |

Balance Summary

| | Deposit | Investments | Pool Total |
|--|----------------|--------------------|-------------------|
| City of Belmont, Belmont Fire Protection District, Fire Net 6 & Successor Agency of RDA | \$ 491,465.20 | \$ 22,660,462.25 | \$ 23,151,927.45 |

¹ In accordance with ABX1 26, the Belmont Redevelopment Agency was dissolved January 31, 2012 and the Successor Agency to the former RDA was established on February 1, 2012.

I certify that this report accurately reflects all investments of City of Belmont, Belmont Fire Protection District, Net Six, and Successor Agency, and is in conformance with the adopted Investment Policy mandated by Government Code 53646. Furthermore, I certify to the best of my knowledge, sufficient investment liquidity and anticipated revenues are available to meet the Agency's budgeted expenditure requirement for the next six months.

Respectfully Submitted,

John Violet
City Treasurer

**CITY OF BELMONT
TREASURER'S REPORT
November-13**

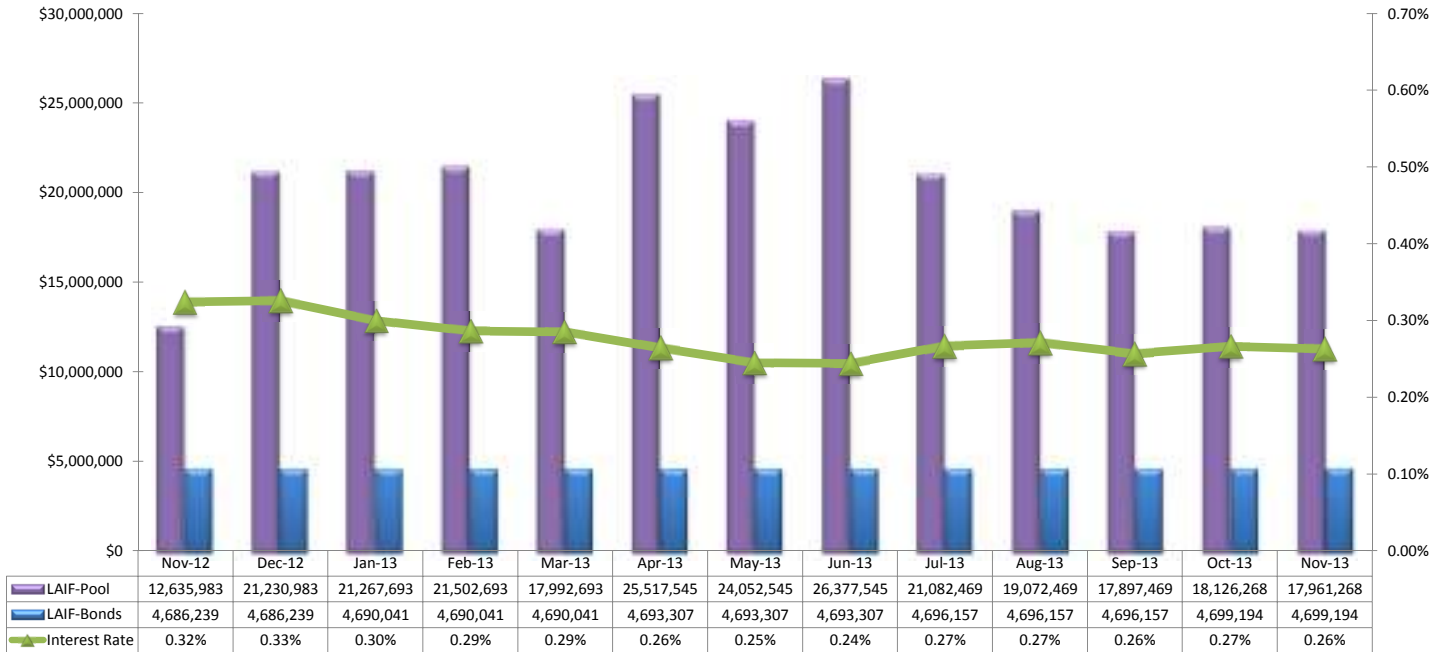


Investment Detail

| Investment Type | Issuer | Maturity Date | Par Amount | Current Market Value | Interest Total | Investment Period | Rate | Pricing Source | Manager |
|---------------------|---------------------|---------------|-------------------------|-------------------------|--------------------|-------------------|--------|----------------|---------|
| Deposit | | | | | | | | | |
| General Account | Bank of America | Daily | \$ 491,465.20 | \$ 491,465.20 | | | | Bank | Bank |
| Investments: | | | | | | | | | |
| L.A.I.F.-POOL | State of California | Daily | 17,961,268.05 | 17,971,457.84 | 3,936.51 | 90 days | 0.263% | LAIF | LAIF |
| L.A.I.F.-BONDS** | State of California | Daily | 4,699,194.20 | 4,701,860.15 | 1,029.91 | 90 days | 0.263% | LAIF | LAIF |
| Total | | | \$ 23,151,927.45 | \$ 23,164,783.18 | \$ 4,966.42 | | | | |

**L.A.I.F.-RDA Bond account was opened 12/99, Sewer Bond account was opened 12/01, Sewer Treatment Bond account was opened 3/10.

City of Belmont Investment Portfolio Trends



**CITY OF BELMONT
TREASURER'S REPORT
December-13**



Agency Receipts and Disbursements Summary

| | Beginning Balance December 1, 2013 | Receipts | Disbursements | Ending Balance December 31, 2013 |
|--|---|-------------------------|--------------------------|---|
| City of Belmont | \$ 16,901,221.52 | \$ 10,359,418.35 | \$ (2,955,786.01) | \$ 24,304,853.86 |
| Belmont Fire Protection District | 2,428,076.71 | 2,991,696.19 | (679,282.90) | 4,740,490.00 |
| Fire Net 6 Communications JPA | 420,602.73 | - | (13,466.19) | 407,136.54 |
| Successor Agency of the RDA ¹ | 3,402,026.49 | - | (37,074.58) | 3,364,951.91 |
| Total | \$ 23,151,927.45 | \$ 13,351,114.54 | \$ (3,685,609.68) | \$ 32,817,432.31 |

Balance Summary

| | Deposit | Investments | Pool Total |
|--|----------------|--------------------|-------------------|
| City of Belmont, Belmont Fire Protection District, Fire Net 6 & Successor Agency of RDA | \$ 451,970.06 | \$ 32,365,462.25 | \$ 32,817,432.31 |

¹ In accordance with ABX1 26, the Belmont Redevelopment Agency was dissolved January 31, 2012 and the Successor Agency to the former RDA was established on February 1, 2012.

I certify that this report accurately reflects all investments of City of Belmont, Belmont Fire Protection District, Net Six, and Successor Agency, and is in conformance with the adopted Investment Policy mandated by Government Code 53646. Furthermore, I certify to the best of my knowledge, sufficient investment liquidity and anticipated revenues are available to meet the Agency's budgeted expenditure requirement for the next six months.

Respectfully Submitted,

John Violet
City Treasurer